



Educational Components To Jazlyn J Series

The Jazlyn J series is an alphabet series. That is, there is a book for each letter of the alphabet that focuses on a theme that kids can relate to. For each of these books, ideas to incorporate group learning in a classroom setting have been provided. Feel free to share your ideas, pictures and classroom fun to renna@jazlynj.com.




A great introduction to learning about addresses and how they are used. This story is about learning your address and problem solving.

- Have the kids send postcards to their friends.
- Start pen pals with another school.
- Help students by drawing a map of their street.
- List the reasons it's important to know your address - also discuss who you DON'T give your address to (strangers) .




Get ready! It's time to celebrating Jazlyn's birthday. This is a fun book for the younger kids as they try to figure out how old Jazlyn is! Topics addressed are counting, repetition, manners, birthdays.

- Have the kids make birthday cards for their friends.
- What date is their birthday on?
- A talk about why we celebrate birthdays.
- Find out when the principal or janitorial staff are having a birthday and plan a big surprise!




The hilarious look at the parts of the computer. This book helps students learn about the parts of a computer with a fun play on words.

- Ask kids to draw parts of the computer and their true uses.
- Make the computer less intimidating while having fun with the parts that sound like something else. (a mouse, web, recycle bin, etc).
- Have the kids talk about their favourite parts of going on a computer.




This book talks about safety symbols and product safety related to cleaning products.

- A great book that focuses on the danger symbols on products and why we need to avoid them.
- Teachers have said they like this book for its “non-threatening” approach.
- Discuss with kids why it is important to follow the symbols, why they are there and how best to avoid them.
- Prepare a symbol quiz to make sure they know them.
- Have groups of students draw the symbols and share what each one means.




This book looks at the idea of self-expression and different ways to communicate.

- Make sheets of Jazlyn J without her facial expression/mouth and ask kids to fill it out and others to guess what the expression is.
- Have kids send their pictures into us to put on the website, we love to see their creations! renna@jazlynj.com
- Discuss the importance of expressing ourselves to others and sharing how we feel.
- Have kids draw their own face and expressions.



A story about learning to tell time, corresponding a daily routine with time of day


- Personalize it to every individual's own day! Have the kids make their own schedule.
- Have them list what their favourite parts of the day are.
- Ask kids to list their favourite things about other people- an exercise in truly seeing the good in others.
- Create ways to record their favourite moments in life- diaries, journals and how much fun they are.



A fun story about setting goals and never giving up.

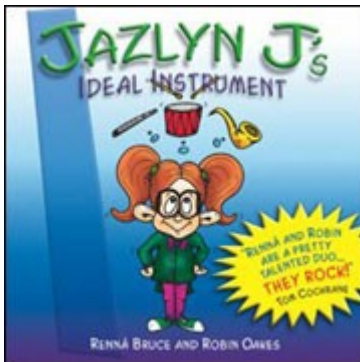
- Prepare goal setting sheets with a workshop in how to set realistic goals
- Discussion of why goals can be fun – discovering what they love and what they hope will happen in the future.
- Discussion of how goals can make dreams come true.
- When I read this book, I discuss with the kids the importance of NEVER giving up.

Jazlyn discovers the importance of self-acceptance, while experimenting with change.




- Bad Hair Fun- hand out pictures of Jazlyn without her hair, that they get to fill in. (We invite them to send pictures to share on our social media to renna@jazlynj.com).
- Discuss how a bad hair day isn't the end of the world.
- Discuss self-acceptance and a positive self-image by having them list the things they like about themselves.
- Create a class list of names with a line beside each name. Ask each student to fill out their favourite things about each student on the list and then hand them back to the teacher. For each student, compile a sheet with all of the favourite things said about each student to help create positive self-image by anonymously sharing the positive things others had to say.

This story takes a look at musical instruments, individualism, and decision making.




- Focus on how everyone is an important individual with special talents, abilities and tastes.
- Bring some musical instruments into the classroom and have some fun.
- Discuss individuality and the importance of choice.
- Ask each student to pick any instrument in the world and give a short report on it.
- Ask students to share their favourite songs (play them in the class if appropriate) and what instruments they think are played in it.



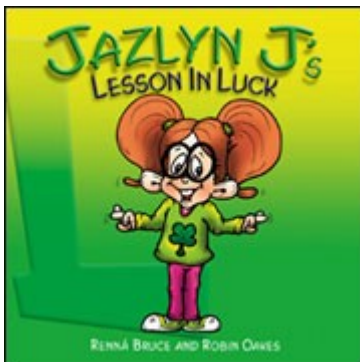
Jazlyn learns about jealousy, coping with emotions surrounding jealousy and friendship.

- Have students list 2 things that they have been or currently are jealous about, discuss how to overcome jealousy by not comparing what we have or who we are to someone else.
- Help them to appreciate what they have in their lives and how lucky they are by listing a few of their favourite things, their friends or their favourite classes and why.




Keys can be cool and Jazlyn finds herself wanting her own key.

- Discuss keys, their many uses and the importance of privacy and why there are locks on things.
- Discussion on what kind of locks out there have keys (doors, diaries, desks, cabinets, cars, etc)
- Get some different kinds of locks and mix up the keys, giving kids a chance to try them out and see which ones open which locks.



Jazlyn discovers the concept of luck, lucky charms and positive thinking.

- Make four leaf-clovers and in each leaf of the clover, have children write or draw what they feel most lucky about in their lives.
- Study other cultures and what they think is lucky or brings good luck.
- Have each child write a short story on their luckiest moment and why they felt so lucky.




Jazlyn discovers the importance of Math, counting, saving money, spending money and friendship.

- Think of ways that kids can make money for saving for something. Make a list together.
- Bring play money into class and count the money together. Show how much money it would take to buy a loaf of bread or a candy bar.
- Discuss why money is important and what you can buy with money. (Where do we use money? How does it help us?)
- Discussion topic: When is money not so important?
- Discuss the value of friendship and how Julie and Jazlyn were

both willing to make sacrifices in order for the other one to be happy. (They both felt that friendship was more important than money).

- Have the kids write a list of what they would do with \$100.00 dollars if they were to ever have that given to them.




A story about counting, number association, an addition to family, how important numbers are in everyday life and what numbers help us with.

- Introduce how important numbers are by examining with the class all the ways we use them and where we can find them. A child will be more comfortable in participating in math when they understand just how well they know their numbers already! (Clocks, signs, elevators, radio station dials, TV station numbers, book pages that remind us where we left off, stove temperatures, house numbers, etc.)
- Have the children make their own list of numbers that are important to them and the unique places that they see them!
- Create a height chart for each child to take home and monitor their growth for the year with their family.
- Have the kids make clocks and with moveable arms, have them placed on their favourite parts of the day and discuss with them why that is.




Jazlyn learns about opposites, differences and similarities and getting a sibling.

- Discuss Opposites such as big/little, noisy/quiet, brother/sister, asleep/awake, etc and ask kids to point out opposites that they recognize from their daily life. (morning/night, happy/sad, running/walking)
- Discuss that despite the differences you can find in two opposite things....there are similarities too. What kinds of similarities can they find?
- Reach further to discuss with the kids about the differences in people, their classmates, their neighbours. Just because someone is different or has an opposing opinion, it doesn't make it wrong. It makes it exciting, because we can learn from these differences.
- Choose a boy and a girl to stand at the front of the class and have the kids name their favourite things (colour, sport, books, movies, cartoons, foods, number, etc) List these things behind them on a chalkboard and then circle the things that may be different or opposite from each other. Then circle the things that are the same. ****Note**** You may wish to ask these two kids separately and away from the other students and then list them, so that answers will be unique.




A fun story written in rhyme with a heart-warming message that not all gifts come from the store. It discusses giving, Christmas, sharing, unselfishness and love. A great lead-in to any craft making before the holidays!

- Discuss with the class how they can give of themselves instead of buying a gift. (homemade coupons for chores around the house they wouldn't normally do, creating a memorable craft, spending time with someone, etc)
- Have each child write their own Christmas story.
- Ask children to share their favourite parts of Christmas, focusing on those things that are not store-bought but made or time spent with those they love. A great opportunity to invite other cultures to share their holiday traditions.
- Work with the class to make a list on all of the ways that they can be unselfish all year round. (A wonderful way to reinforce kindness and respect for others, as well as open up a discussion about how good it feels to be generous).



Jazlyn J is about to see what bullying looks like. Discussion of how to prevent bullying and stop bullying before it starts. Kindness, acceptance and communication are key.

- Have the class make a list of what they think makes a good friend.
- Discuss why it is important to be kind and how it feels when someone isn't kind to us.
- Talk about how children can make a difference by making sure that bullying doesn't start.
- Create a sheet that lists every child in the class, then hand out to each child and ask them to put one thing down that they really like or admire about their classmates. Compile the lists for each student and you have a wonderful, feel-good piece that will give children confidence and build self-esteem.
- Remind kids to stick together and not let a bully take action, have the kids explain how they would do that.
- Have the children sign 'contracts' for courtesy in the classroom. Have them sign the contract by noting that they are making a difference and then sign their name.



It's Easter and Jazlyn is about to see how easy it is to recycle and reduce waste by reusing products where possible. It also talks about Easter, the sharing of ideas and brainstorming.


- Discuss with the class the importance of recycling and what they could recycle at home and at school.
- Ask the class to bring a toilet paper roll and create different projects, such as a Christmas cracker filled with loving notes for the recipient, make a puppet, paint it and then use it to hold elastics. See how many ideas you can come up with.
- Ask the class to bring something from home that they have recycled.

- Start a recycling group at school or have students take turns collecting recycling each day.
- Have students come up with other ideas for the rabbit jar.
- Look for colouring sheets on Pinterest. @jazlynjseries




It's Halloween! Jazlyn and her friends are about to discover that this Halloween is going to be a little different.

- A story that touches on problem solving, disappointment, alternative thinking, positive outcomes and parents working together.
- Discuss how sometimes things don't always go as planned. Yes, it can be disappointing, but it gives us an opportunity to come up with alternative solutions.
- Have the class come up with other alternatives to the story. What else might they have done if they couldn't go trick or treating in their area?
- Discuss the importance of being safe and why it was important for Jazlyn and her friends to obey the authorities.
- Colouring Sheets are available on Pinterest. @jazlynjseries




Jazlyn and her friends learn about being thoughtful, kindness, selfless acts, good deeds, challenging others to do the same, collaboration and inspiring random acts of kindness.

- Have a group discussion with the class about what they could do to be more thoughtful in the classroom and at school.
- Create a board or a large can and every time a thoughtfulness is witnessed, add it to the can or board. At the end of the week, read them aloud and express gratitude to the individual who went out of their way to be thoughtful.
- Start your own Thoughtful Thursday group.
- Challenge other classes to participate.
- Ask kids to make a list of how they could be more thoughtful at home, in sports, at the mall, in restaurants, etc.
- Discuss how it feels to do something nice for someone else. Then discuss how it must feel to be the recipient of a thoughtful gesture.
- Share your class or school's success on Twitter or Facebook with the hashtag #jjkindnesscampaign.



Jazlyn and her friends love playing video games but they are about to find out how staying active can keep you sharp, focused, healthy and strong.

- Make a list of physical activities that you can do each season.
- Discuss the benefits of being active and physically fit. Talk about how that can help you in other areas of your life.
- Encourage everyone to learn to play a sport together as a class.
- Keep an activity diary or calendar in the classroom.
- Challenge friends and family to keep up to your activities!
- Do a fitness challenge as a class or as a school.



Valentine's is a special day that celebrates love.

- Discuss crafting and creating something from the heart for someone else. This is a fantastic opportunity to colour, cut and paste some Valentines as a class and discuss why it is nice to make something to give another person.
- Decide on a special Valentine craft to make as a class.
- Ask the kids to think about someone special they would like to make their Valentine for.
- Discuss why it is such a nice thing to do for someone.
- Write on the back of the Valentine WHY they think that person is special or why they chose to make their craft for them.